

# ACTIVITY REPORT

JULY 2020



**Happy Janmashtami**  
Dwarkadhish Temple  
Dwarka, Gujarat

# About us

The National Cooperative Dairy Federation of India Limited (NCDFI), established in 1970, is an apex body of dairy/oil cooperatives. Its members include federal dairy cooperatives of states / union territories and the National Dairy Development Board (NDDB) as its institutional member.

The primary objective of the NCDFI is to facilitate the working of dairy cooperatives through coordination, networking and advocacy.

Major activities of the NCDFI are: coordination of milk and milk product supplies to defence services; providing online marketplace for dairy industry; and working for genetic improvement of cattle.

Total business transacted by the NCDFI during the financial year 2019-20 was ₹ 3,402 crores.



The adoption of technology and its application to ensure better returns to dairy cooperatives and in turn to milk producers has been the primary focus of the NCDFI. One such initiative is NCDFI eMarket which was launched on June 10, 2015.

The commodities being traded on the NCDFI eMarket platform are Dairy Products, Cattle Feed Ingredients, Edible Oils, Fodder Seeds, Packaging Materials, Sugar, Chemicals, Scrap, etc., apart from various service contracts. The platform ensures transparent, fair, economic and fast dealings for all the members.

**NCDFI**  
eMarket

## NCDFI eMarket Offices

### Andhra Pradesh

Guntur  
Vijayawada

### Bihar

Patna

### Delhi

New Delhi

### Gujarat

Ahmedabad  
Anand

### Haryana

Chandigarh

### Jharkhand

Ranchi

### Karnataka

Bengaluru  
Mysore  
Shimoga

### Kerala

Ernakulam (Kochi)

### Madhya Pradesh

Bhopal  
Indore  
Katni  
Vidisha

### Maharashtra

Mumbai  
Nagpur  
Pune

### Uttar Pradesh

Lucknow

### Tamil Nadu

Chennai  
Coimbatore  
Erode

### Odisha

Bhubaneswar  
Nabarangpur

### Punjab

Chandigarh  
Ludhiana

### Rajasthan

Jaipur  
Jodhpur

### Telangana

Hyderabad

### West Bengal

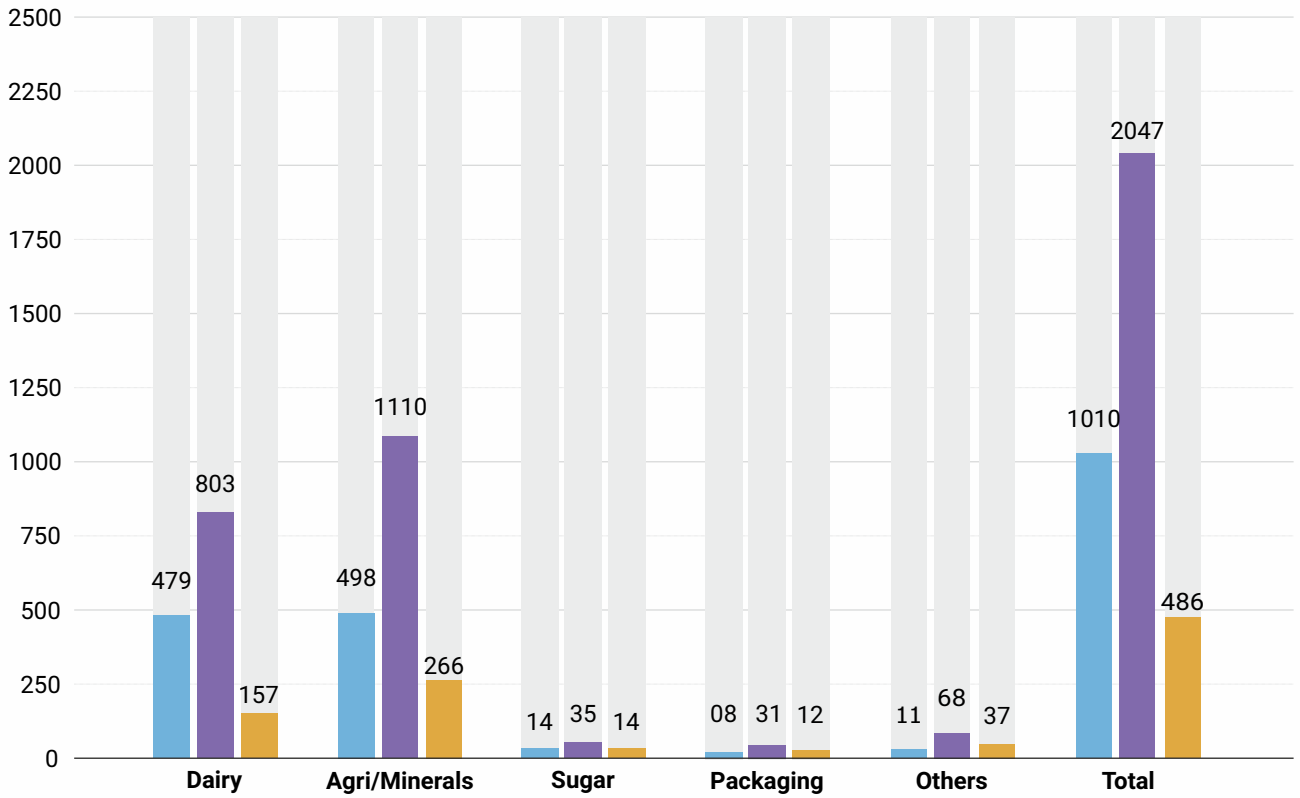
Kolkata  
Siliguri

# At a Glance

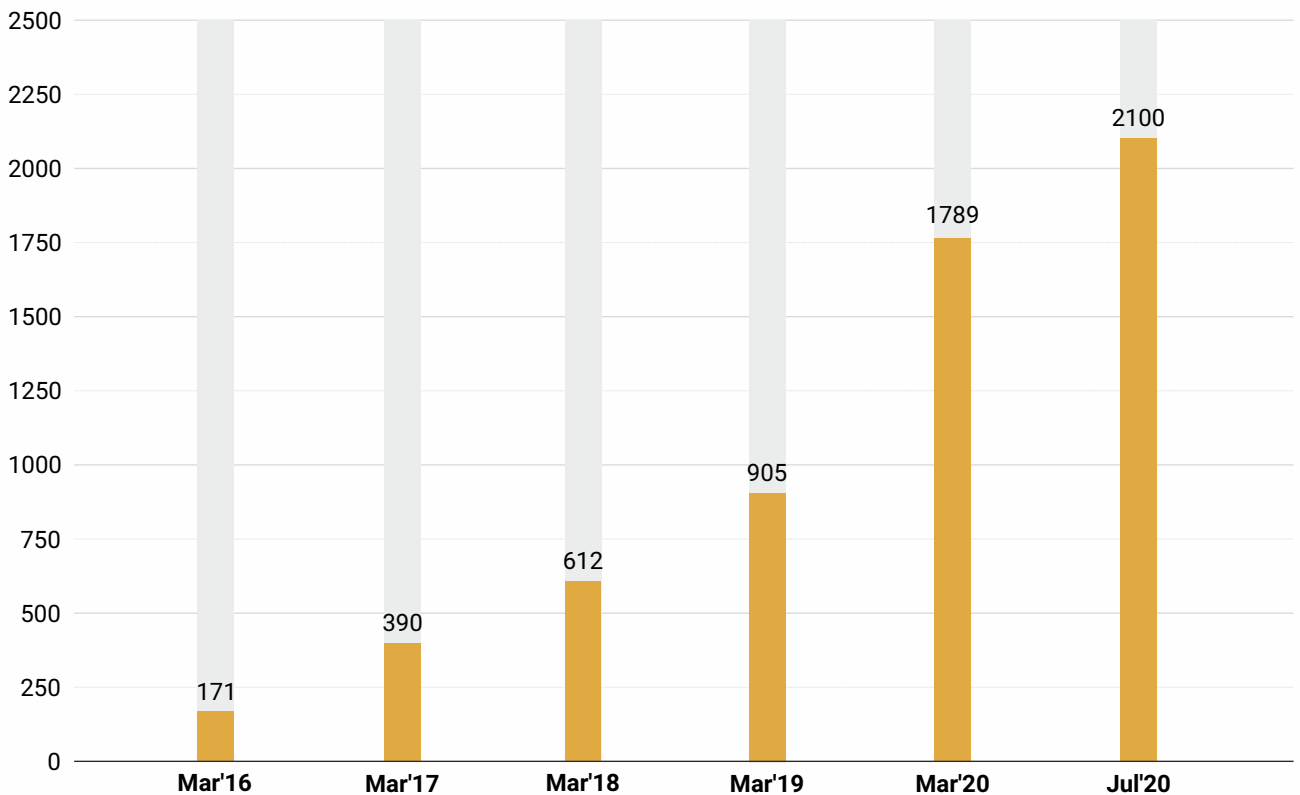
# 2020-21

Commodity	Number of Auctions	Quantity Concluded	Unit
<b>Dairy</b>			
Forward Auctions	384	219	MT
Auction Sale	493	3,821	MT
Reverse Auctions	44	2,855	MT
Auction Purchase (Milk)	2	3,00,000	Ltr
Milk Conversion	9	2,52,00,000	Ltr
<b>Packaging</b>			
Reverse Auctions	538	24,13,33,886	Nos
	103	3,60,791	Kgs
<b>Cattle Feed Ingredient</b>			
Reverse Auctions	1,357	1,71,909	MT
<b>Sugar</b>			
Reverse Auctions	122	3,977	MT
<b>Chemicals</b>			
Reverse Auctions	52	10,48,260	Kgs
<b>Chocolates</b>			
Reverse Auctions	2	25,000	Kgs
<b>Dry Fruits &amp; Nuts</b>			
Reverse Auctions	15	9,216	Kgs
<b>Others</b>			
Reverse Auctions	15	8,910	MT
	2	1,900	Kgs
	6	40,000	Nos
	1	18,000	KL
	1	2,000	Pouch
<b>Transport</b>			
Reverse Auctions	3	Annual	Kms
	1	Annual	
	1	44,400	
	3	110	MT
	16	49	Trip
<b>Scrap</b>			
Forward Auctions	129	36,86,350	Kgs
	35	9,67,098	Nos
	13	1	Lot
	7	43	MT
<b>Compound Cattle Feed</b>			
Reverse Auctions	5	4,335	MT
<b>Corn</b>			
Reverse Auctions	2	300	MT
<b>Fodder Seeds</b>			
Reverse Auctions	16	3,300	Kgs

## Transacted Business (₹ in Crore) ■ FY 18-19 ■ FY 19-20 ■ FY 20-21



## Members of NCDFI eMarket





# Product List

## Dairy



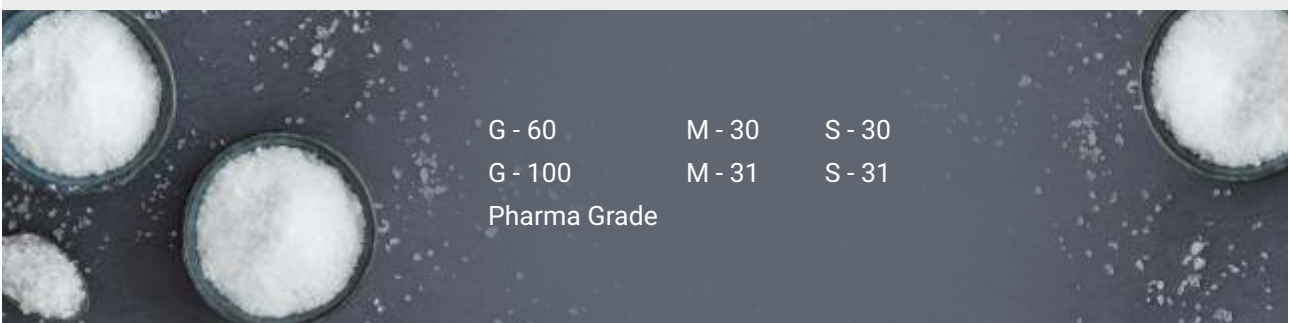
Bulk Milk	Scum Ghee
Butter	SMP
Cheese	Sweep Powder
ETP Wet Solid	Whey Powder
Ghee	WMP

## Cattle Feed Ingredients



Bajra	Gur	Rice
Barley	Gypsum	Rice Bran/Polish
Bentonite Power	Horse Gram	Sal Seed
Calcite Powder	Inorganic Minerals	Salt
Calcium Carbonate	Jowar	Sesame Meal
Calcium Powder	Kemin Maxim Dry	Shea
Chromium	Koran Bran	Soya Bean Meal
Cobalt Sulphate	Lacto Vanilla	Sun Flower Meal
Coconut Meal	Magnesium Oxide	Sweetener
Coffee Husk Powder	Maize	Tapioca
Copper Sulphate	Manganese Sulphate	Trace Minerals
Cotton Seed Meal	Mineral Mixtures	Tur
Dicalcium Phosphate	Mustard Meal	Urea
Gram	Palm Kernel Cake	Wheat
Groundnut Meal	Pottasium Iodide	Yeast
Guar Korma Meal	Ragi	Zinc Sulphate
	Sodium Thio Sulphate Dried / Monohydrates	

## Sugar



G - 60	M - 30	S - 30
G - 100	M - 31	S - 31
Pharma Grade		

## Edible Oils

Coconut Oil  
Crude Palm Kernel Oil  
Crude Palmolein Oil  
Gingelly Oil  
Groundnut Oil

Palmolein Oil  
Rice Bran Oil  
Sunflower Oil  
Super Olein Oil



## Packaging Materials

Aluminum Foils  
Bags  
BOPP Bags  
Bottles  
Box Strapping Rolls  
Boxes  
Buckets  
Butter Sheet  
Caps  
Carry Bags  
Ceeka Carton  
Clips  
Corrugated Boxes  
Covers  
Crates  
Crown Corks

Glasses & Cups  
Ice Cream Cone with sleeves  
Jars  
Labels  
Laminates  
Mono Cartons  
Mulching Sheet  
P.P. Strap Rolls  
Pallets  
Paper Reams  
Paper Rolls  
Paperboard Lid  
Parchment Paper  
Poly Films  
Plastic Spoon & Straw  
Sacks

Sleeves  
Stickers  
Stitching Thread  
Tape Rolls  
Tins  
Tissue Paper  
Wooden Spoon & Stick



## Chemicals

Alginate Powder	Lysine
Anhydrous Ammonia Gas (Liquid)	Methonine
Amyl Alcohol	Nitric Acid
Bleaching Powder	Nuvan
Caustic Soda	Soap Oil
Hydrogen Peroxide	Washing Soda
Idopher	



## Others

**N** New Product

Badam Essence (Maharaja)	LysiGEM	Butterscotch Crackle
Biomass Briquettes	Metapiral	Blueberry Fruit Filling
Butter Milk Blend- VD (Spice Flavour)	N. B. Sac	Raspberry Fruit Filling
Copper Glycinate	Palm Sludge Powder	Disposable Head Cap <b>N</b>
Curd Cultures Danisco (FO1 and Fo2)	Rice Flakes	Face Mask <b>N</b>
Ground Nut	Rice Husk	Medical Latex Gloves <b>N</b>
Liquid Glucose	Vitamins	Citric Acid <b>N</b>

## Scrap

Corrugated Boxes	Spools
Metal Steel & Cast Iron	Used Bags
Plastic Scrap	Wooden Scrap
Polyfilm	
Printed Milk Film Rolls	



## Fodder Seeds

<b>Sorghum</b>	<b>South African Tall Maize</b>
Sorghum Hybrid Forage (SSG-898)	<b>Cowpea (UPC-8705)</b>
SSG Multi-Cut Sorghum	
CSH 24MF Multi-Cut Sorghum	





## Services

### **Transport**

Ambient Trucks  
Coal Trucks  
Insulated Road Milk Tankers  
Milk/Product Distribution Trucks  
Oil Tankers  
Refrigerated Trucks

### **Manpower**

House Keeping  
Plant Workers

### **Deep Freezers Hiring**

**Pest Control**  
**Milk Conversion**

## Dry Fruits & Nuts

Almonds  
Cashew Nut Kernels  
Pistachio Kernels  
Raisins  
Walnut

## Chocolates

Choco Chips  
Cocoa Butter  
Cocoa Powder  
Dark Chocomass  
Milk Chocomass  
Milk Compound Covering  
Plain Compound Covering



# Transacted Volumes

Product	2020-21*	2019-20
<b>Dairy</b>	<b>Quantity (MT)</b>	
SMP	2,250	15,777
Butter	4,415	5,028
WMP	35	585
Cheese	-	475
Whey Powder	135	221
Ghee	60	25
<b>Bulk Milk</b>	<b>Quantity (Ltr)</b>	
Raw Chilled Milk	3,00,000	5,28,27,000
Separated Skimmed Milk	-	1,91,65,000
<b>Cattle Feed Ingredients</b>	<b>Quantity (MT)</b>	
Rice Bran/Polish	1,01,506	2,60,825
Maize	18,570	2,04,664
Cotton Seed Meal	10,740	26,345
Mustard Meal	20,710	22,705
Wheat	30	11,930
Coconut Meal	3,910	9,525
Calcite Powder	4,820	7,540
Gypsum	-	5,200
Coffee Husk Powder	3,090	5,160
Di Calcium Phosphate	1,285	4,448
Salt	4,211	3,412
Urea	1,033	2,892
Rice	50	2,705
Bajra	1,288	2,400
Tur	-	2,400
Shea	-	2,020
Sun Flower Meal	650	1,700
Soya Bean Meal	1,010	1,480
Palm Kernal Cake	470	1,400
<b>Sugar (All Grades)</b>	3,977	9,477
<b>Compound Cattle Feed</b>	4,335	-
<b>Corn</b>	300	-

\* Upto July 31, 2020

## Dairy

## Concluded Trades

Brand	Quantity (MT) (July 2020)	
	SMP	Butter
		581
	500	50
	100	218
	120	100
	50	15
	60	

## Dairy Scrap

## Concluded Trades

Details of Trades				
State	Place	Qty (MT)	Ex-Plant Rate (₹/Kg)	Trade date
<b>Sweep Powder</b>				
Tamil Nadu	Ammapalayam	06	44.00	21-Jul-20
	Erode	08	42.00	27-Jul-20

## Cattle Feed Ingredients

## Concluded Trades

Details of Trades				
State	Place	Qty (MT)	FOR Rate (₹/Kg)	Trade date
<b>Maize</b>				
Andhra Pradesh	Anakapalli	100	14.60	28-Jul-20
Gujarat	Bidaj	50	13.39	10-Jul-20
Madhya Pradesh	Bandole	100	12.48	24-Jul-20
	Pachama	400	12.33	
	Sagar	50	12.38	
	Shivpuri	100	12.45	
Tamil Nadu	Erode	500	16.86	20-Jul-20
<b>Maize Gluten Feed</b>				
Karnataka	Dharwad	300	14.64	24-Jun-20
		300	14.50	22-Jul-20
	Gubbi	600	15.98	24-Jun-20
		600	14.69	22-Jul-20
	Hassan	500	15.80	24-Jun-20
		250	15.10	22-Jul-20
	Rajanukunte	500	14.95	22-Jul-20
	Shikaripura	600	15.42	24-Jun-20
		800	14.73	22-Jul-20
	<b>De Oiled Rice Bran</b>			
Andhra Pradesh	Amadalavalasa	600	12.36	28-Jul-20
	Anakapalli	900	12.94	02-Jul-20
		600	12.42	28-Jul-20
Gujarat	Navsari	600	12.50	17-Jul-20
Karnataka	Dharwad	2,500	11.79	24-Jun-20
		500	11.40	
	Gubbi	3,125	12.48	22-Jul-20
		5,000	12.88	26-Jun-20
	Hassan	3,750	12.85	22-Jul-20
		1,750	12.50	26-Jun-20
	Rajanukunte	1,500	13.00	22-Jul-20
		2,500	11.48	24-Jun-20
	Shikaripura	3,900	12.69	22-Jul-20
		1,000	15.08	16-Jul-20
Kerala	Kallemkara	1,000	15.08	
	Karunagapally	500	14.98	



## Cattle Feed Ingredients

## Concluded Trades

Details of Trades				
State	Place	Qty (MT)	FOR Rate (₹/Kg)	Trade date
<b>De Oiled Rice Bran</b>				
Kerala	Malampuzha	400	15.29	15-Jul-20
		300	14.86	25-Jul-20
		1,000	15.60	08-Jul-20
	Pattanakad	1,000	15.12	27-Jul-20
		100	14.54	
Maharastra	Warananagar	500	12.28	23-Jul-20
Tamil Nadu	Erode	1,500	15.70	08-Jul-20
<b>Rice Polish</b>				
Haryana	Saktakhera	100	15.90	21-Jul-20
Karnataka	Dharwad	600	17.40	24-Jun-20
	Gubbi	600	19.40	22-Jul-20
	Hassan	638	19.83	24-Jun-20
		200	18.45	22-Jul-20
	Shikaripura	500	17.29	
	Kerala	Kallettumkara	150	23.59
250			23.14	16-Jul-20
Karunagapally		50	23.49	03-Jul-20
		100	22.90	16-Jul-20
Kozhikode		100	23.49	03-Jul-20
		100	22.80	16-Jul-20
Malampuzha		100	23.00	07-Jul-20
		50	22.78	25-Jul-20
Pattanakad		150	23.32	08-Jul-20
		100	23.50	11-Jul-20
	100	23.13	16-Jul-20	
	100	23.13	16-Jul-20	
Tamil Nadu	Erode	100	18.90	08-Jul-20
		100	18.96	20-Jul-20
<b>Calcite Powder</b>				
Karnataka	Dharwad	340	02.55	24-Jun-20
		340	02.95	
	Gubbi	300	03.50	22-Jul-20
	Hassan	300	03.19	
	Rajanukunte	200	03.17	
	Shikaripura	150	02.70	24-Jun-20

## Cattle Feed Ingredients

## Concluded Trades

Details of Trades				
State	Place	Qty (MT)	FOR Rate (₹/Kg)	Trade date
<b>Calcite Powder</b>				
Kerala	Kozhikode	30	04.50	03-Jul-20
		60	04.03	16-Jul-20
	Malampuzha	100	03.90	30-Jul-20
	Pattanakad	30	04.03	16-Jul-20
		50	04.50	27-Jul-20
Tamil Nadu	Erode	300	04.23	30-Jun-20
<b>Bajra</b>				
Karnataka	Gubbi	263	17.58	24-Jun-20
Madhya Pradesh	Mangalia	300	14.03	
	Sagar	50	14.51	24-Jul-20
	Shivpuri	25	14.22	
<b>Common Salt</b>				
Karnataka	Dharwad	160	02.48	24-Jun-20
		175	02.58	22-Jul-20
	Gubbi	150	02.12	24-Jun-20
		100	02.19	22-Jul-20
	Hassan	350	02.36	24-Jun-20
		500	02.46	22-Jul-20
	Rajanukunte	200	02.07	24-Jun-20
		200	02.18	22-Jul-20
	Shikaripura	200	02.48	24-Jun-20
		200	02.55	22-Jul-20
Kerala	Malampuzha	70	02.84	07-Jul-20
		25	02.82	15-Jul-20
		25	02.68	25-Jul-20
	Pattanakad	30	02.92	16-Jul-20
		50	02.69	27-Jul-20
<b>Cottonseeds Doc</b>				
Karnataka	Dharwad	1,500	24.65	24-Jun-20
		2,000	23.95	22-Jul-20
	Gubbi	500	24.30	
Maharashtra	Warananagar	50	26.50	03-Jul-20
<b>Rapeseed Doc</b>				
Andhra Pradesh	Anakapalli	70	21.24	28-Jul-20

# Cattle Feed Ingredients

# Concluded Trades

Details of Trades				
State	Place	Qty (MT)	FOR Rate (₹/Kg)	Trade date
<b>Rapeseed Doc</b>				
Karnataka	Dharwad	1,000	18.55	24-Jun-20
	Gubbi	1,500	19.83	
	Hassan	2,400	19.95	
	Rajanukunte	1,000	19.90	22-Jul-20
		800	20.70	
	Shikaripura	1,000	19.45	
<b>Soya Doc</b>				
Karnataka	Rajanukunte	75	37.97	24-Jun-20
Kerala	Pattanakad	50	37.00	30-Jun-20
		50	39.00	16-Jul-20
<b>Palm Kernel Cake</b>				
Andhra Pradesh	Anakapalli	120	10.48	28-Jul-20
Karnataka	Gubbi	350	12.60	24-Jun-20
<b>De Oiled Sunflower Extraction</b>				
Tamil Nadu	Erode	300	25.65	30-Jun-20
<b>De-Corticated De-Oiled Cotton Seed Extractions</b>				
Tamil Nadu	Erode	300	30.49	30-Jun-20
<b>De-Oiled Rapeseed Extraction</b>				
Kerala	Kallettumkara	150	20.69	16-Jul-20
	Karunagapally	125	20.59	
	Kozhikode	150	20.80	
Tamil Nadu	Erode	300	22.55	30-Jun-20
<b>De Oiled Rapeseed Meal</b>				
Kerala	Palakkad	20	21.84	27-Jul-20
<b>Rapeseed Extraction</b>				
Kerala	Malampuzha	100	21.50	07-Jul-20
<b>Coconut Extraction</b>				
Kerala	Pattanakad	80	21.30	30-Jun-20
		80	21.00	27-Jul-20
<b>Technical Grade Urea</b>				
Kerala	Kallettumkara	48	18.00	16-Jul-20
	Karunagapally	20	19.70	03-Jul-20
		25	18.50	16-Jul-20



## Cattle Feed Ingredients

## Concluded Trades

Details of Trades				
State	Place	Qty (MT)	FOR Rate (₹/Kg)	Trade date
<b>Technical Grade Urea</b>				
Kerala	Kozhikode	20	19.50	03-Jul-20
		40	18.50	16-Jul-20
	Pattanakad	30	20.00	08-Jul-20
		25	22.00	30-Jun-20
<b>Cobalt Sulphate</b>				
Tamil Nadu	Erode	0.3	780.00	08-Jul-20
<b>Copper Sulphate</b>				
Tamil Nadu	Erode	04	171.67	08-Jul-20
<b>De Oiled Cottonseed Extraction</b>				
Kerala	Kallettumkara	50	31.98	03-Jul-20
		150	28.50	16-Jul-20
	Karunagapally	50	31.00	03-Jul-20
		50	28.45	16-Jul-20
	Kozhikode	100	31.50	03-Jul-20
		150	27.99	16-Jul-20
<b>De-Oiled Mustard Cake</b>				
Uttar Pradesh	Raebareli	10	19.99	03-Jul-20
<b>Sunflower Meal</b>				
Kerala	Karunagapally	25	27.47	03-Jul-20
<b>Coconut Doc</b>				
Karnataka	Gubbi	1,500	19.99	22-Jul-20
	Rajanukunte	1,000	19.98	
	Shikaripura	1,000	20.46	
<b>Coffee Husk Powder</b>				
Karnataka	Dharwad	200	07.99	22-Jul-20
	Gubbi	500	07.75	
	Hassan	300	07.30	
	Rajanukunte	200	07.00	

# Sugar

# Concluded Trades

Details of Trades				
State	Place	Qty (MT)	FOR Rate (₹/Kg)	Trade date
<b>Sugar (G 60)</b>				
Maharashtra	Nagpur	05	37.47	17-Jul-20
Uttar Pradesh	Pilkhuwa	45	35.95	04-Jul-20
		45	35.49	20-Jul-20
<b>Sugar (G 100)</b>				
Delhi	Patparganj	30	34.89	29-Jul-20
<b>Sugar (M 31)</b>				
Bihar	Barauni	200	36.11	13-Jul-20
	Muzzafarpur	200	37.10	07-Jul-20
	Phulwari Sharif	200	37.08	08-Jul-20
	Samastipur	60	36.60	15-Jul-20
Haryana	Ballabgarh	60	35.95	08-Jul-20
		60	35.29	24-Jul-20
	Sonipat	20	35.19	01-Jul-20
		20	35.24	13-Jul-20
Uttar Pradesh	Ghaziabad	20	35.21	01-Jul-20
		20	35.30	16-Jul-20
		20	34.95	29-Jul-20
West Bengal	Champadanga	20	39.09	15-Jul-20
<b>Sugar (Pharma Grade)</b>				
Haryana	Ballabgarh	60	38.99	15-Jul-20
		60	38.55	24-Jul-20
	Jind	40	38.99	15-Jul-20
		30	38.49	24-Jul-20
	Sirsa	40	40.97	01-Jul-20
		40	38.69	24-Jul-20
<b>Sugar (S 30)</b>				
Maharashtra	Mumbai	20	36.98	04-Jul-20
<b>Sugar (S 31)</b>				
Haryana	Rohtak	60	36.40	30-Jun-20
		44	36.97	22-Jul-20

## Others

## Concluded Trades

Details of Trades					
State	Place	Qty	Unit	FOR Rate (₹/Unit)	Trade date
<b>Rice Husk</b>					
Uttar Pradesh	Etawah	1,000	MT	3,084.00	17-Jul-20
	Pilkhua	1,000		3,493.00	01-Jul-20
<b>Disposable Head Cap</b>					
Kerala	Alappuzha	10,000	Nos	01.05	14-Jul-20
<b>Face Mask (2 Ply)</b>					
Kerala	Alappuzha	10,000	Nos	02.61	14-Jul-20
<b>Medical Latex Gloves</b>					
Kerala	Alappuzha	20,000	Nos	05.00	14-Jul-20
<b>Vitamins (A &amp; D)</b>					
Kerala	Alappuzha	300	Kg	510.00	10-Jul-20
Telangana	Hyderabad	1,600		475.00	27-Jun-20
<b>Curd Culture</b>					
Telangana	Hyderabad	2,000	Pouch	1,260.00	27-Jun-20

## Transport

## Concluded Trades

Details of Trades					
State	Place	Qty	Unit	FOR Rate (₹/Unit)	Trade date
<b>Packing Materials (Vehicle Length 32 Feet)</b>					
Maharashtra	Pune to Delhi	8	Trip	85,700.00	08-Jul-20
	Pune to Etawah	9		87,000.00	
<b>Skimmed Milk Powder</b>					
Chhatisgarh	Raipur to Srinagar Garhwal	10	MT	74,00.00	03-Jul-20
<b>Dedicated Vehicle (Insulated)</b>					
Delhi	Pan India	44,400	Km	47.00	10-Jul-20
<b>Tomato Puree</b>					
Madhya Pradesh	Mandideep to Mangolpuri	30	Trip	44,300.00	29-Jun-20



## Packaging Materials

## Concluded Trades

Details of Trades					
State	Place	Qty	Unit	FOR Rate (₹/Unit)	Trade date
<b>Sleeve (Tadka Chachh 200 ml cup)</b>					
North	Baddi, Chandigarh, Rudrapur, Dehradun and Haridwar	4,86,541	Nos	00.52	13-Jun-20
Gujarat	Daman	9,73,082		00.52	
<b>Sleeve (Nutrifit Bottle 80 ml)</b>					
North	Baddi, Chandigarh, Rudrapur, Dehradun and Haridwar	32,00,000	Nos	00.30	13-Jun-20
<b>Sleeve (Yoghurt cup 100 ml)</b>					
North	Baddi, Chandigarh, Rudrapur, Dehradun and Haridwar	62,20,000	Nos	00.22	13-Jun-20
Gujarat	Daman	15,03,809		00.22	
Karnataka	Bangalore	23,63,694		00.22	
<b>Sleeve (Ghee Pet Jar 1000 ml)</b>					
Karnataka	Bangalore	2,00,000	Nos	01.00	13-Jun-20
<b>Sleeve (Ghee Pet Jar 200 ml)</b>					
North	Baddi, Chandigarh, Rudrapur, Dehradun and Haridwar	1,00,000	Nos	00.50	13-Jun-20
Karnataka	Bangalore	1,00,000		00.50	
<b>Sleeve (Ghee Pet Jar 500 ml)</b>					
North	Baddi, Chandigarh, Rudrapur, Dehradun and Haridwar	2,00,000	Nos	00.85	13-Jun-20
Karnataka	Bangalore	2,00,000		00.85	
<b>Sleeve (Glass Bottle 180 ml)</b>					
North	Baddi, Chandigarh, Rudrapur, Dehradun and Haridwar	31,00,000	Nos	00.26	26-Jun-20
<b>Sleeve (French Vanilla/Nolen Gur 90 ml)</b>					
North	Baddi, Chandigarh, Rudrapur, Dehradun and Haridwar	43,29,762	Nos	00.20	26-Jun-20
<b>Sleeve (Aam Dahi cup 85 gms)</b>					
West Bengal	Kolkata	52,89,830		00.20	
North	Baddi, Chandigarh, Rudrapur, Dehradun and Haridwar	32,00,000	Nos	00.20	26-Jun-20
Gujarat	Daman	8,69,813		00.20	

## Packaging Materials

## Concluded Trades

Details of Trades					
State	Place	Qty	Unit	FOR Rate (₹/Unit)	Trade date
<b>Sleeve (Ghee Pet Jar 1000 ml)</b>					
North	Baddi, Chandigarh, Rudrapur, Dehradun and Haridwar	2,00,000	Nos	01.00	26-Jun-20
<b>Multicolor Polybags (Paneer 1 kg Packing)</b>					
Chhattisgarh	Urla Durg	2,00,000	Nos	*02.85	26-Jun-20
<b>Multicolor Polybags (Paneer 200 gms Packing)</b>					
Chhattisgarh	Urla Durg	3,50,000	Nos	*01.79	26-Jun-20
<b>PET Jars (Ghee Packing 100 ml )</b>					
Chhattisgarh	Urla Durg	10,000	Nos	*06.50	26-Jun-20
<b>PET Jars (Ghee Packing 200 ml)</b>					
Chhattisgarh	Urla Durg	20,000	Nos	*07.50	26-Jun-20
<b>PET Jars (Ghee Packing 500 ml )</b>					
Chhattisgarh	Urla Durg	20,000	Nos	*09.20	26-Jun-20
<b>Thermocol Box (Ice Cream Cake 1 litre/900 ml)</b>					
Haryana	Sonipat	1,20,000	Nos	14.75	01-Jul-20
<b>HDPE Barni (15 kg) (White)</b>					
Madhya Pradesh	Indore	1,71,996	Nos	65.00	04-Jul-20
<b>HDPE Barni (15 litre) (White)</b>					
Madhya Pradesh	Indore	99,996	Nos	64.00	04-Jul-20
<b>HDPE Jars (15 litre) (Golden)</b>					
Maharashtra	Chandrapur	16,488		62.00	
Punjab	Dhuri	16,488	Nos	63.40	04-Jul-20
West Bengal	Hooghly	1,37,220		60.92	
<b>HDPE Jars (15 litre) (Ivory Red)</b>					
Gujarat	Kandla	8,39,484		55.39	
	Palanpur	79,704		54.57	
Karnataka	Mangalore	5,496		65.00	
Madhya Pradesh	Indore	23,448		55.00	
	Latur	18,756		60.00	
Maharashtra	Nagpur	18,024	Nos	63.00	04-Jul-20
	Vashi	2,67,264		63.00	
Rajasthan	Alwar	1,23,600		56.45	
	Jaipur	37,440		54.74	
Tamil Nadu	Chennai	1,56,000		64.00	
West Bengal	Hooghly	1,37,220		60.92	

\* Inclusive of GST

# Packaging Materials

# Concluded Trades

Details of Trades					
State	Place	Qty	Unit	FOR Rate (₹/Unit)	Trade date
<b>HDPE Jars (2 litre)</b>					
Gujarat	Kandla	1,95,060	Nos	13.60	04-Jul-20
<b>HDPE Jars (5 litre) (Golden)</b>					
Maharashtra	Chandrapur	7,57,140		25.00	
Punjab	Dhuri	7,57,140	Nos	26.45	04-Jul-20
West Bengal	Hooghly	66,372		24.60	
<b>HDPE Jars (5 litre) (Ivory Red)</b>					
West Bengal	Hooghly	66,372	Nos	24.60	04-Jul-20
<b>HDPE Jars (5 litre) (Red Green Yellow Ivory)</b>					
Gujarat	Kandla	10,91,868		21.89	
	Palanpur	6,82,416		21.48	
Karnataka	Mangalore	3,13,200		26.98	
Madhya Pradesh	Indore	77,364		23.50	
Maharashtra	Latur	99,996		24.00	
	Nagpur	63,516	Nos	25.00	04-Jul-20
	Vashi	5,64,264		24.50	
Rajasthan	Alwar	28,14,720		22.77	
Rajasthan	Bikaner	49,452		23.90	
	Jaipur	17,55,384		21.45	
Tamil Nadu	Chennai	6,37,584		24.45	
West Bengal	Hooghly	2,57,160		24.18	
<b>Pet Bottles Round (1 litre)</b>					
Gujarat	Kandla	12,08,796		03.40	
	Palanpur	1,51,644		03.84	
Karnataka	Mangalore	2,01,096		05.19	
Rajasthan	Alwar	82,41,756	Nos	03.43	04-Jul-20
	Bikaner	1,64,832		03.49	
	Jaipur	1,62,60,456		03.24	
Tamil Nadu	Gummidipoondi	2,01,096		05.16	
West Bengal	Hooghly	2,26,380		04.05	
<b>Pet Jars (2 litre)</b>					
Gujarat	Palanpur	1,64,832		11.60	
Rajasthan	Alwar	12,77,472	Nos	09.86	04-Jul-20
	Jaipur	26,36,820		09.25	



## Packaging Materials

## Concluded Trades

Details of Trades					
State	Place	Qty	Unit	FOR Rate (₹/Unit)	Trade date
<b>Pet Bottles (200 ml)</b>					
Rajasthan	Alwar	6,59,352	Nos	01.94	04-Jul-20
	Jaipur	59,94,516		01.85	
<b>Pet Jars (5 litre)</b>					
Gujarat	Palanpur	32,964	Nos	22.12	04-Jul-20
Rajasthan	Alwar	1,31,868		19.85	
	Jaipur	2,55,612		19.07	
<b>Pet Bottles (500 ml)</b>					
Gujarat	Kandla	13,93,416	Nos	02.50	04-Jul-20
Karnataka	Mangalore	13,93,404		03.67	
Rajasthan	Alwar	29,67,036		02.48	
	Jaipur	1,51,67,040		02.36	
West Bengal	Hooghly	3,29,688		02.56	
<b>Pet Bottles Premium (500 ml)</b>					
Rajasthan	Alwar	1,97,808	Nos	08.05	04-Jul-20
<b>Tins (15 litre/kg) (Jsw)</b>					
Gujarat	Kandla	2,89,524	Nos	58.75	04-Jul-20
	Palanpur	8,664		68.00	
Maharashtra	Vashi	37,368		66.00	
Punjab	Dhuri	63,960		63.12	
Rajasthan	Alwar	21,984		60.22	
	Bikaner	43,956		60.00	
	Jaipur	1,57,344	63.72		
<b>Tins (15 litre/kg) (Tata Prime)</b>					
Gujarat	Kandla	11,58,108	Nos	58.75	04-Jul-20
Rajasthan	Jaipur	1,23,612		63.72	
Tamil Nadu	Gummidipoondi	47,472		66.50	
West Bengal	Hooghly	1,80,372		67.90	
<b>Glassine Liner Ice Cream Cake 1 litre</b>					
Delhi	Delhi	1,36,000	Nos	01.58	07-Jul-20
<b>Dahi Cup Tray (200 gms)</b>					
West Bengal	Kolkata	2,00,000	Nos	03.31	10-Jul-20
<b>Ice Cream Cup (40 ml)</b>					
West Bengal	Kolkata	30,27,439	Nos	00.38	10-Jul-20

## Packaging Materials

## Concluded Trades

Details of Trades					
State	Place	Qty	Unit	FOR Rate (₹/Unit)	Trade date
<b>Dahi Cup Tray (80 gms/85 gms/90 gms/100 gms)</b>					
Andhra Pradesh	Tirupati	7,07,157	Nos	02.80	10-Jul-20
West Bengal	Kolkata	8,00,000		02.84	
<b>Table Butter Mono Cartons (100 gms)</b>					
Uttar Pradesh	Meerut	36,00,000	Nos	00.69	17-Jul-20
<b>Table Butter Mono Cartons (500 gms)</b>					
Uttar Pradesh	Meerut	14,00,000	Nos	01.61	17-Jul-20
<b>Paneer Bags (100 gms)</b>					
Maharastra	Goregaon	1,80,000	Nos	*01.24	23-Jul-20
<b>Vegetable Parchment Paper (Table Butter 100 gms and 500 gms)</b>					
Uttar Pradesh	Meerut	10,271	Kgs	238.00	25-Jul-20

\* Inclusive of GST

## Scrap

## Concluded Trades

Details of Trades					
State	Place	Qty	Unit	Ex-Plant Rate (₹/Unit)	Trade date
<b>Plastic Crate (10/12 Ltr)</b>					
Uttar Pradesh	Pilkhuwa	40,238	Kgs	46.00	05-Jun-20
<b>Old/Used Empty Gunny Bags</b>					
Gujarat	Kanjari	2,70,600	Kgs	10.53	26-Jun-20
	Kapdivav	4,36,020		10.24	
	Mogar	8,000		33.03	
Rajasthan	Ajmer	80,000	Kgs	11.60	09-Jul-20
	Bikaner	35,000		10.35	30-Jun-20
		60,000		10.22	30-Jul-20
	Jodhpur	60,000		11.34	17-Jul-20
	Lambiyakalan	30,000		11.42	25-Jul-20
	Nadbai	30,000		11.25	06-Jul-20
Pali	30,000	10.01			

## Scrap

## Concluded Trades

Details of Trades					
State	Place	Qty	Unit	Ex-Plant Rate (₹/Unit)	Trade date
<b>Old/Used Empty Gunny Bags</b>					
	Madurai	98,333		04.60	
Tamil Nadu	Pamani	1,60,300	Nos	06.50	28-Jul-20
	Vellore	76,685		04.40	
<b>Kantan</b>					
Gujarat	Kapdivav	2,000	Kgs	17.00	26-Jun-20
<b>Miscellaneous Bags</b>					
Gujarat	Kapdivav	2,300	Nos	46.02	26-Jun-20
<b>Small Bags</b>					
Gujarat	Kanjari	5,000	Nos	15.06	26-Jun-20
	Kapdivav	20,000		16.02	
<b>Used PP Bags</b>					
Gujarat	Kanjari	7,000		11.60	26-Jun-20
	Kapdivav	15,000		11.90	
Rajasthan	Ajmer	11,250	Kgs	11.31	09-Jul-20
	Jodhpur	9,000		09.50	17-Jul-20
	Nadbai	10,000		08.85	06-Jul-20
<b>Stain Less Steel (Magnetic/Non Magnetic)</b>					
Delhi	Patparganj	3,000	Kgs	74.10	14-Jul-20
<b>MS Drum 210 ltr</b>					
Delhi	Patparganj	500	Nos	361.00	14-Jul-20
<b>Old News Paper, Scrap, Register and Binded Books</b>					
Delhi	Patparganj	10,000	Kgs	06.10	14-Jul-20
<b>Wooden Scrap</b>					
Delhi	Patparganj	10,000	Kgs	02.60	14-Jul-20
<b>Scrape Tyre of Tricycle with rim</b>					
Delhi	Patparganj	01	Lot	21,655.00	6-May-20

## Chemicals

## Concluded Trades

Details of Trades				
State	Place	Qty (Kg)	FOR Rate (₹/Kg)	Trade date
<b>Nitric Acid</b>				
Delhi	Patparganj	15,000	*11.90	08-Jul-20
Telangana	Hyderabad	38,000	07.50	26-Jun-20
Uttar Pradesh	Etawah	15,000	*13.10	01-Jul-20
	Pilkhuwa	15,000	*12.20	08-Jul-20
<b>Alginate Powder</b>				
Telangana	Hyderabad	60	700.00	26-Jun-20
<b>Bleaching Powder</b>				
Telangana	Hyderabad	1,200	24.00	26-Jun-20
<b>Caustic Soda (Flakes)</b>				
Telangana	Hyderabad	95,000	33.00	26-Jun-20
<b>Caustic Soda (Lye)</b>				
Gujarat	Junagadh	25,000	*10.70	13-Jul-20
Kerala	Alappuzha	5,000	30.70	27-Jul-20
Telangana	Hyderabad	1,20,000	16.00	26-Jun-20
<b>Common Salt (Iodized)</b>				
Telangana	Hyderabad	12,000	06.80	26-Jun-20
<b>Crystel Salt (White)</b>				
Telangana	Hyderabad	93,000	03.45	26-Jun-20
<b>Idophor</b>				
Telangana	Hyderabad	13,000	41.50	26-Jun-20
<b>Soap Oil</b>				
Telangana	Hyderabad	22,000	07.95	26-Jun-20
<b>Washing Soda</b>				
Telangana	Hyderabad	10,000	28.80	26-Jun-20

\* Exclusive of GST

## Edible Oil

## Concluded Trades

Details of Trades					
State	Place	Qty	Unit	Ex-Factory Rate (₹/Unit)	Trade date
<b>Crude Palm Kernel Oil</b>					
Telangana	Apparaopeta	25	MT	77,500.00	25-Jul-20



## Newly Introduced



## Buyers



**Bareilly Dugdh Utpadak Sahkari Sangh Ltd**

**Category** Dairy

**Plant** Bareilly



**Maharashtra Rajya Sahakari Dugdh Mahasangh Maryadit**

**Categories** Packaging

**Locations** Goregaon, Latur & Nagpur



**Goa State Cooperative Milk Producers' Union Limited**

**Category** Dairy

**Plant** Goa



**Kerala Cooperative Milk Marketing Federation Ltd**

**Category** Others

**Plant** Alappuzha



**Mother Dairy Fruit and Vegetable Private Ltd**

**Categories** Supplements

**Plants** Ballabgarh, Ghaziabad & Sonipat




**The Salem District Cooperative Milk Producers' Union Ltd.**

**Category** Chemicals

**Plant** Salem

# Associated Brands





# Introducing Price Validation Auctions

## For Bulk Trade of Dairy Products

### Need

To facilitate large trade volumes  
Undisclosed traded price to protect market sentiments  
Contracts are concluded with equilibrium prices  
Guaranteed trade conclusion

### Buyer Benefits

Price benefits due to higher trade quantum  
Transaction on buyer-centric terms  
Reduced transaction charges

### Seller Benefits

Transparent transaction with prior approval of offer prices | Bulk orders | Guaranteed Selling  
Accepted price is further validated in the market  
No transaction charges

### Important Links

[Market Rules](#) | [Contract Note](#) | [Presentation](#)



Scan above QR code for links



**National Cooperative Dairy Federation of India Ltd.**  
NDD B D-Lab Campus, Post Box 79, Anand 388 001  
☎ +91-2692-288388 ☎ 288399 ✉ info@NCDFIeMarket.com  
🌐 www.NCDFIeMarket.com | www.NCDFI.coop